



# Open Consumer Skype In A Web Browser

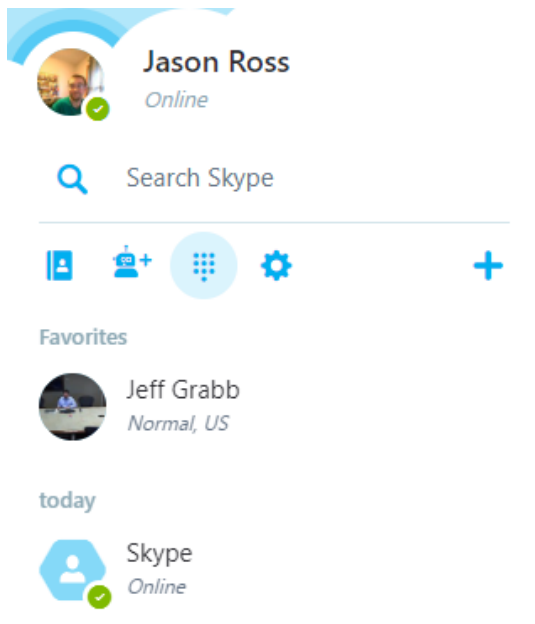
1. Open a web browser (Google Chrome, Mozilla Firefox, etc.) and go to [www.skype.com](http://www.skype.com).
2. Click on the *Sign in* -> *Use Skype Online* on the top right corner of the screen.



3. You will receive the sign in screen to sign into your Microsoft account.



4. You will then be at the main skype screen. You can see your contacts on the left side of the screen. You can also search for Skype accounts by searching in the box by the magnifying glass.



# Open Consumer Skype In A Web Browser

5. Click on the name of the person you want to Skype with. You can type messages to them in the chat at the bottom, start a video call by clicking on the camera icon or start a phone call by clicking on the phone button both located at the top right corner of the screen.

