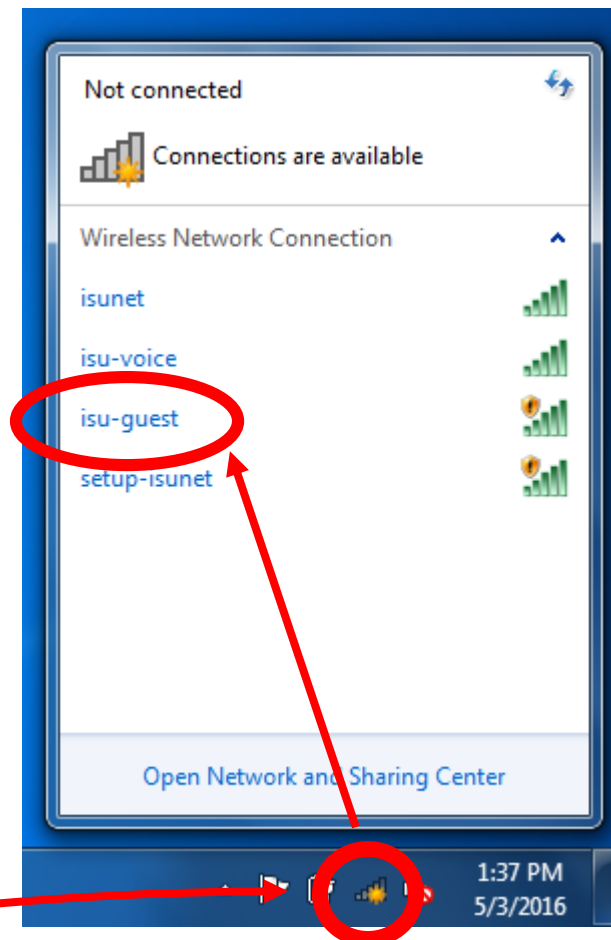
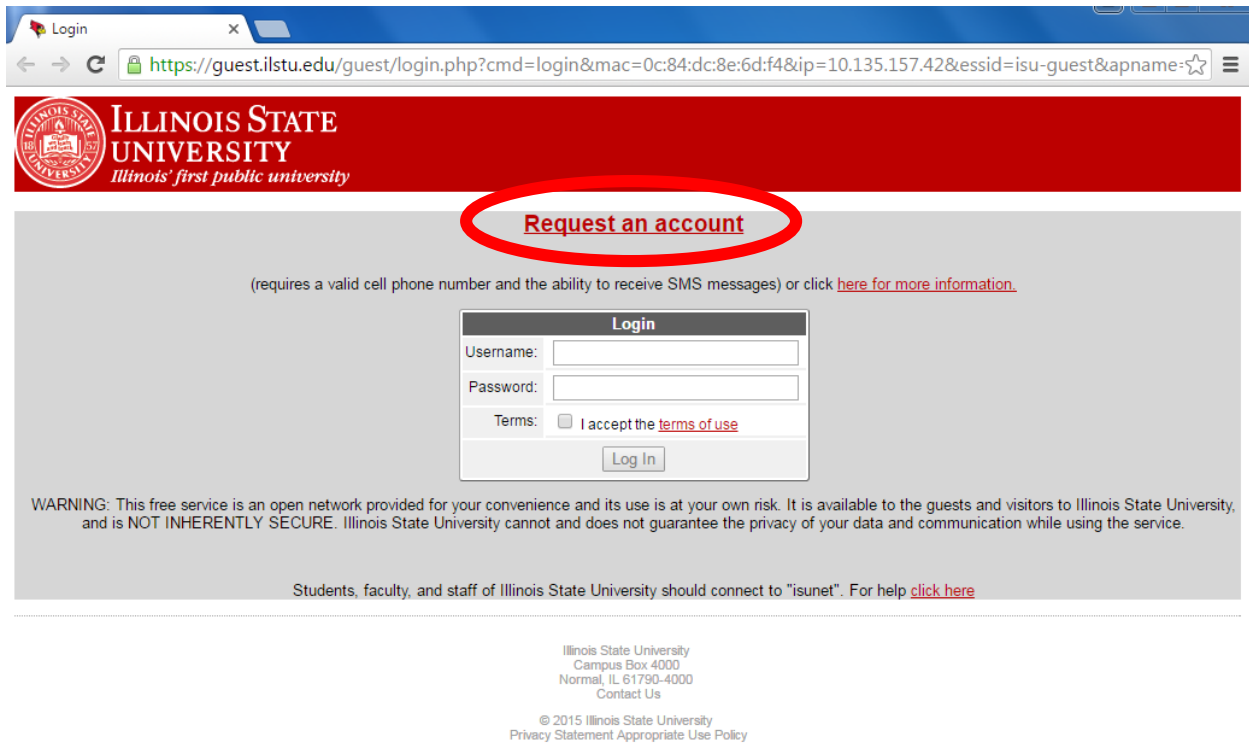


Instructions for registering and logging into isu-guest

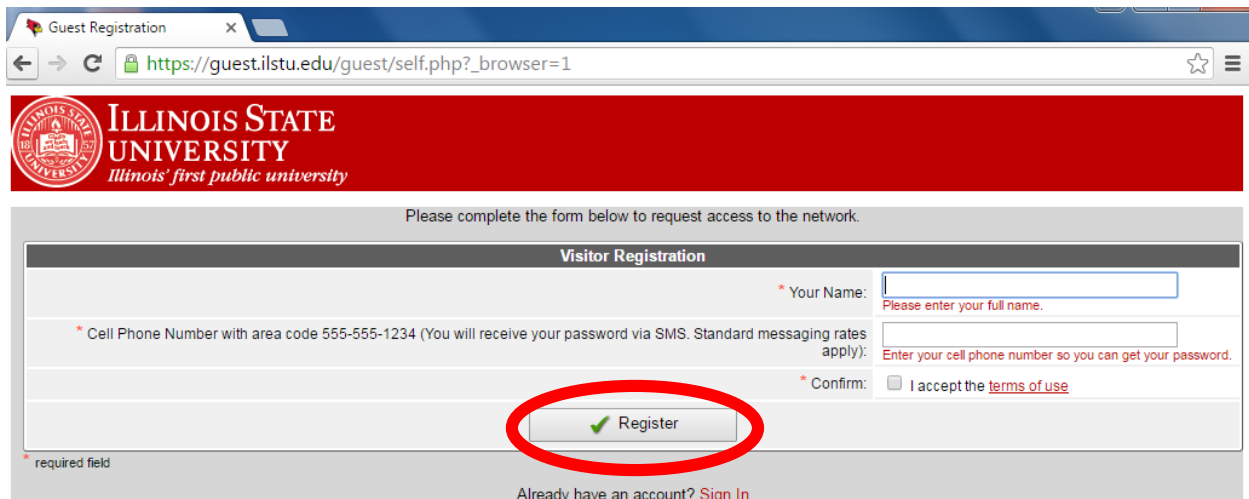
Illinois State University makes it possible for visitors to use their personal devices on the ISU network.



We will start by choosing isu-guest from the list of available networks. In the **bottom right corner** of the screen, next to the clock is the wireless networks button. Click the wireless networks button to see available networks. Select isu-guest from the list and click Connect. Then open an web browser like Chrome, Firefox, Safari, or IE.



The browser should display a login webpage that looks like the one pictured above. If not, try going to any other website, and the browser will take you to the login page. Click on “Request an Account”.



Fill in your name and your cell phone number. Accept the Terms of Use, and click the “Register” button.

The screenshot shows a web browser window with the URL https://guest.ilstu.edu/guest/self_receipt.php. The page header features the Illinois State University logo and the text "ILLINOIS STATE UNIVERSITY Illinois' first public university". Below the header, a message states: "The details for your guest account are shown below. You should receive your password to your cell phone shortly". A table titled "Visitor Registration Receipt" contains the following information:

Visitor Registration Receipt	
Guest's Name:	Your Guest Name Shows Here
Account Username:	3095551212
Activation Time:	Tuesday, 03 May 2016, 1:52 PM
Expiration Time:	Tuesday, 03 May 2016, 11:59 PM

Below the table, a red oval highlights a link that reads "Click here to go to the login page".

The next screen will display your registration receipt. Under the information box is a link that will take you back to the login page. Click the link to go back to the login page.

Meanwhile, a text message goes to your phone with your guest username and password, along with the expiration time and a link to the login page.

The screenshot shows a web browser window with the URL <https://guest.ilstu.edu/guest/login.php?cmd=login&mac=0c:84:dc:8e:6d:f4&ip=10.135.157.42&essid=isu-guest&apname=>. The page header features the Illinois State University logo and the text "ILLINOIS STATE UNIVERSITY Illinois' first public university". Below the header, the text "Request an account" is displayed in red. A message states: "(requires a valid cell phone number and the ability to receive SMS messages) or click [here for more information](#)". A login form titled "Login" contains the following fields:

Login	
Username:	3095551212
Password:	Your Guest Password
Terms:	<input type="checkbox"/> I accept the terms of use
<input type="button" value="Log In"/>	

At the bottom of the page, a warning message reads: "WARNING: This free service is an open network provided for your convenience and its use is at your own risk. It is available to the guests and visitors to Illinois State University, and is NOT INHERENTLY SECURE. Illinois State University cannot and does not guarantee the privacy of your data and communication while using the service. Students, faculty, and staff of Illinois State University should connect to "isunet". For help [click here](#)".

Enter the username and password into the login page that you received in the text message. Don't forget to accept the terms of use. Click the "Log in" button and you are done.